



Key Instant Recall Facts

























































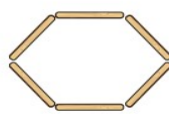


Challenge 4.3

Before moving on to the next challenge, children should know the following facts. The aim is for them to recall these facts instantly.

Your child's KIRF this half term is: 9 times table facts.

E.g. $9 \times 2 = 18$, $9 \times 4 = 36$, $9 \times 7 = 63$...

In addition you can help by practicing the following:

Related facts—multiplication & division	<div><div>I know that 3×5 ones = 15 ones, so 3×5 tens = 15 tens.</div><div>$3 \times 50 = 150$</div></div> <p>Use Max's method to complete the calculations.</p> <p>$3 \times 9 = \underline{\quad}$ $4 \times 8 = \underline{\quad}$ $\underline{\quad} = 5 \times 7$ $3 \times 900 = \underline{\quad}$ $4 \times \underline{\quad} = 320$ $3,500 = 5 \times \underline{\quad}$</p>																																																
Multiply a 3-digit number by a 1-digit number	<table><tr><td></td><td>H</td><td>T</td><td>O</td></tr><tr><td></td><td>2</td><td>0</td><td>5</td></tr><tr><td>x</td><td></td><td></td><td>3</td></tr><tr><td colspan="4"><hr/></td></tr></table> <table><tr><td></td><td>H</td><td>T</td><td>O</td></tr><tr><td></td><td>1</td><td>4</td><td>8</td></tr><tr><td>x</td><td></td><td></td><td>6</td></tr><tr><td colspan="4"><hr/></td></tr></table> <table><tr><td></td><td>H</td><td>T</td><td>O</td></tr><tr><td></td><td>7</td><td>4</td><td>6</td></tr><tr><td>x</td><td></td><td></td><td>5</td></tr><tr><td colspan="4"><hr/></td></tr></table>		H	T	O		2	0	5	x			3	<hr/>					H	T	O		1	4	8	x			6	<hr/>					H	T	O		7	4	6	x			5	<hr/>			
	H	T	O																																														
	2	0	5																																														
x			3																																														
<hr/>																																																	
	H	T	O																																														
	1	4	8																																														
x			6																																														
<hr/>																																																	
	H	T	O																																														
	7	4	6																																														
x			5																																														
<hr/>																																																	
Divide a 3-digit number by a 1-digit number	<p>Annie uses place value counters to divide 639 by 3</p> <table><tr><th>Hundreds</th><th>Tens</th><th>Ones</th></tr><tr><td> </td><td></td><td>  </td></tr><tr><td> </td><td></td><td>  </td></tr><tr><td> </td><td></td><td>  </td></tr></table> <div>$639 \div 3 =$</div>	Hundreds	Tens	Ones	 		  	 		  	 		  																																				
Hundreds	Tens	Ones																																															
 		  																																															
 		  																																															
 		  																																															
Find perimeters of polygons	<p>Mo uses lolly sticks to make some polygons. Each stick is 6 cm long.</p> <div></div> <p>Work out the perimeters of the shapes.</p>																																																

Top Tips

The secret to success is practicing little and often. Use time wisely. Can you practice these KIRFs while walking to school or during a car journey? You do not need to practice them all at once; perhaps you could have a fact of the day. If you would like more ideas, please speak to your child's teacher.



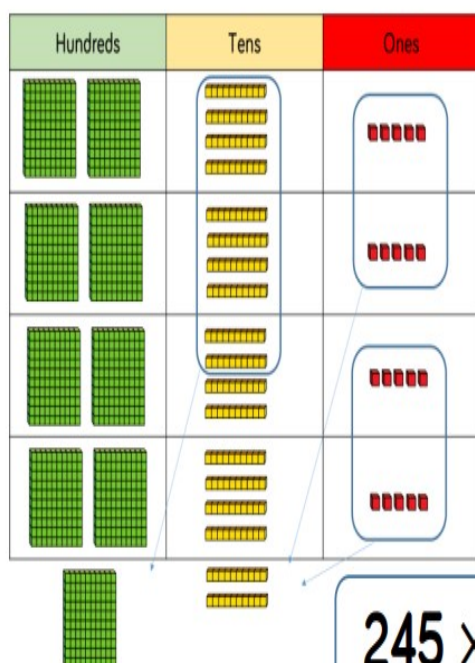
Calculations

Challenge 4.3

Children will learn multiplication using the following methods.

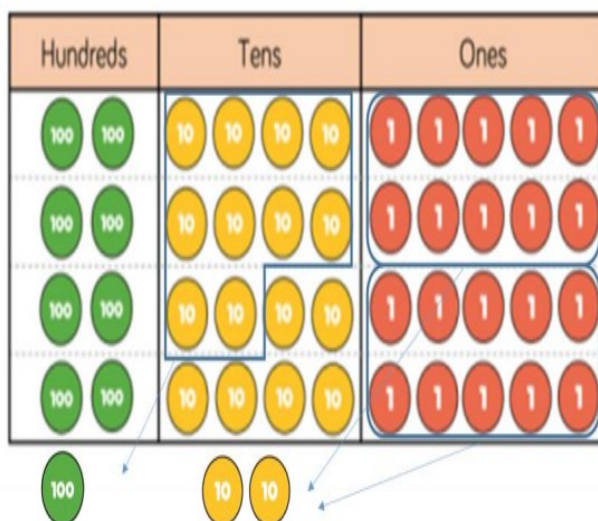
Skill: Multiply 3-digit numbers by 1-digit numbers

Year: 4



	H	T	O
	2	4	5
x			4
	9	8	0
	1	2	

$$245 \times 4 = 980$$



When moving to 3-digit by 1-digit multiplication, encourage children to move towards the short, formal written method.

Base 10 and place value counters continue to support the understanding of the written method. Limit the number of exchanges needed in the questions and move children away from resources when multiplying larger numbers.