



Year 6 Spellings Pack

Autumn 2 2025



Week 1 - Words ending in -able.

1. Look at the word in the first box and say the word to yourself.
2. Cover the word up and try and picture it in your mind.
3. Keep the word covered and in the next box write the word.
4. Check the spelling of the word you have written against the word in the first box. Tick it if you got it correct.

Test: Monday 10th November


				
Look	Say	Cover	Write	Check

Word	Monday	Tuesday	Wednesday	Thursday	Friday
applicable					
tolerable					
operable					
considerable					
dependable					
comfortable					
reasonable					
perishable					
breakable					
fashionable					

Week 2 - Words ending in -able.

1. Look at the word in the first box and say the word to yourself.
2. Cover the word up and try and picture it in your mind.
3. Keep the word covered and in the next box write the word.
4. Check the spelling of the word you have written against the word in the first box. Tick it if you got it correct.

Test: Monday 17th November






				
Look	Say	Cover	Write	Check

Word	Monday	Tuesday	Wednesday	Thursday	Friday
adorable					
valuable					
advisable					
believable					
desirable					
excitable					
knowledgeable					
likeable					
changeable					
noticeable					

Week 3 - words ending in -ably.

1. Look at the word in the first box and say the word to yourself.
2. Cover the word up and try and picture it in your mind.
3. Keep the word covered and in the next box write the word.
4. Check the spelling of the word you have written against the word in the first box. Tick it if you got it correct.

Test: Monday 24th November






				
Look	Say	Cover	Write	Check

Word	Monday	Tuesday	Wednesday	Thursday	Friday
adorably					
valuably					
believably					
considerably					
tolerably					
changeably					
noticeably					
dependably					
comfortably					
reasonably					

Week 4 - word families.

1. Look at the word in the first box and say the word to yourself.
2. Cover the word up and try and picture it in your mind.
3. Keep the word covered and in the next box write the word.
4. Check the spelling of the word you have written against the word in the first box. Tick it if you got it correct.

Test: Monday 1st December






				
Look	Say	Cover	Write	Check

Word	Monday	Tuesday	Wednesday	Thursday	Friday
temperature					
temper					
temperament					
tempered					
variety					
vary					
variation					
varied					
variable					
variance					

Week 5 – word families.

1. Look at the word in the first box and say the word to yourself.
2. Cover the word up and try and picture it in your mind.
3. Keep the word covered and in the next box write the word.
4. Check the spelling of the word you have written against the word in the first box. Tick it if you got it correct.

Test: Monday 8th December

				
Look	Say	Cover	Write	Check

Word	Monday	Tuesday	Wednesday	Thursday	Friday
suggest					
digest					
congestion					
gesture					
gestation					
lightning					
daylight					
enlighten					
twilight					
limelight					

Week 6 – prefixes micro- and mini-

Test: Monday 15th December

1. Look at the word in the first box and say the word to yourself.
2. Cover the word up and try and picture it in your mind.
3. Keep the word covered and in the next box write the word.
4. Check the spelling of the word you have written against the word in the first box. Tick it if you got it correct.

					
Look	Say	Cover	Write	heck	
Word	Monday	Tuesday	Wednesday	Thursday	Friday
minibus					
miniskirt					
miniscule					
minibeast					
minicab					
minimum					
microscope					
microchip					
microphone					
microwave					