

Welcome to Crossdale Primary School

- New Reception
- Parents Meeting
- 2025-26



Sparrow class!

- Your child's class is Sparrow. They will keep this name throughout their time at Crossdale.



Welcome - Meet the Team



Mr Cresswell
Executive Head



Miss Seedhouse
Deputy Head



Mrs Mellor
Reception teacher (Mon-
Wed)



Miss Marshall
Reception teacher (Thurs-Fri)

Admissions

Office Staff



- Ensure we have all completed forms before admission
- **Please bring proof address and a birth certificate to the school office.**



**Your
Contact
Details**

- Please ensure contact details are up to date and inform school of any changes straight away

Starting Reception

Information booklet



Welcome Information



"We are delighted to welcome your child to Crossdale Primary School and look forward to working with you to ensure they have the best possible experience."

INTRODUCING THE SPARROW CLASS



- Available to read on the Sparrow Class Crossdale School blog page.

- This document contains lots of important and useful information.

Diary Dates



- Class visits - Wednesday 25th June 1.15-3pm
 - Thursday 26th June 9.15-11.45am
 - Picnic & play – **Wednesday 16th July 2.30-3.20pm**
- Parents are invited to come along with their child to school. Our lovely PTA will provide nibbles – yum!
- First day of school - Tuesday 2nd September



Lunchtimes

. You can choose for your child to have a school dinner **or** bring in a packed lunch from home. **School meals are free until Year 2.**

. The menus are on a 3-week rota. You can pick the meals you'd like them to have.

. Each day your child will self-register and let us know what they are having. You don't need to let us know in advance.

. Dinners are eaten in the hall. We'll be there to help!



Fruity Snack

- . A piece of fruit is also provided to all children in Reception and KS1. This may be an apple, banana, pear, tomato or something similar.
- . Should your child wish to bring their own snack, as part of our 'Healthy Schools' status, we only allow fruit based or a healthy snacks (we also ask parents to avoid nuts and nut-based snacks to support the families of children with allergies).



Getting to know your child



. Please ask your child's Nursery/Pre-school to send us a **transition report.**



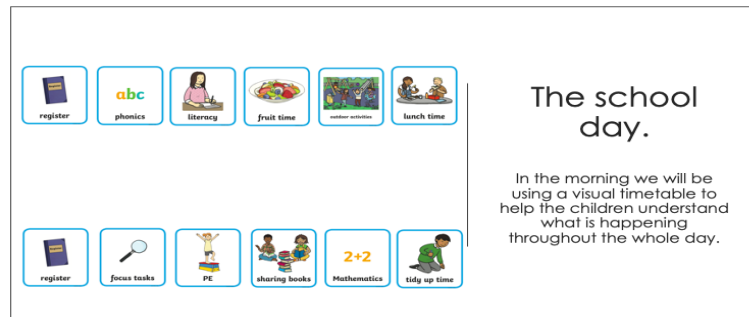
. You'll receive an **'All About Me'** book when your child comes for their class visit. Please help your child to fill this in and bring it with them on their first day of school.

. During the year you may like to share home experiences e.g., celebrations, visits, achievements.

. Any school related questions should be sent to the office at:

contact@crossdale.notts.sch.uk

- **Registration:** Self registration and messages
- **Free flow:** Choose from a variety of exciting activities set up in the classroom and outside
- **Adult-led activities:** one to one and small group work
- **Whole class:** phonics, literacy, maths, story, PE, Forest School, and topic sessions
- **Breaktimes:** 10.30-10.45 & 2.10-2.20
- **Lunchtime:** 12.00-1.00



Daily Routines

EYFS framework



The Seven Areas of Learning and Development

The Foundation Stage Curriculum is for children aged birth to 5 years and has 7 areas of learning which are:

Prime Areas

Communication & Language

Physical Development

Personal, Social, Emotional Development

Specific Areas

Literacy

Mathematics

Expressive Arts & Design

Understanding the World



Early Years Foundation Stage (EYFS) framework



The Characteristics of Effective Learning

The focus of the Characteristics of Effective Learning is on how children learn rather than what they learn. We support children to develop these characteristics to make sure they become effective learners.

Playing and Exploring

- Finding out and exploring
- Playing with what they know
- Being willing to have a go



Active Learning

- Being involved and concentrating
- Keeping trying
- Enjoying and achieving what they set out to do



Creating and Critical Thinking

- Having their own ideas
- Making links
- Choosing ways to do things




Preparing your child for Reception




We encourage the children to be independent with their self-help skills.

Please help teach your child to:

- Dress/undress themselves, especially shoes
- Put on their coat
- Use the toilet properly and wash hands
- Use a tissue to wipe their own nose and to throw the tissue into the bin
- Tidy up their own toys
- Develop their listening and speaking skills e.g., reading stories together, time together as a family



More



Less

Preparing your child for Reception



Phonics



Whilst this is not an essential part of your child's preparation for school, you may wish to familiarise yourself with the system we use.

At Crossdale we use the **Read, Write Inc** programme:

- Detailed approach to teaching phonic skills to children
- **Rhymes** to help children to remember the sound
- **Blending** sounds to read words


Do

- Use pure sounds
- Play I spy and word games
- Share lots of books
- Practise drawing skills
- Sing nurse rhymes and songs



Don't

- Use letter names
- Worry about capitals



More information will be given at our start of year meeting in September.

School Uniform



- Burgundy sweatshirt/ cardigan (available to order from school)
- White/ burgundy polo shirt
- Black or grey trousers/shorts/skirt/pinafore
- Summer dresses may be worn in burgundy or red colours only
- Black shoes (no laces unless your child can tie them, please).
- Please ensure that every item of clothing is clearly labelled with your child's name.
- Your child must have a waterproof coat in school every day.
- There is preloved school uniform available from the school office.



Other items

- Crossdale book bag (please do not carry water bottles in these as they leak and ruin books). Crossdale PTA have very kindly agreed to fund these.

- A small tray toy that can live in your child's tray at school
- PE kit
- Water bottle (water, not juice please)
- Wellies and waterproofs (for Forest Schools)
- Sun hats/ winter hats/ gloves when appropriate



Illnesses and Absences

- It's very important your child attends regularly
- 95%-97% attendance = good
- 97% or above = exceptional
- Learning and friendships are affected with regular absences
- Telephone the school if your child is ill
- Request leave of absence in writing to the Headteacher



Parents as Partners



- We will keep in touch in the following ways:
- Informal discussions about your child and parent evenings
- Class blog – can be found on the school website, please check for posts
- Letters in book bags
- 'Crossdale News' newsletter
- Text messages and e-mail messages
- Fund raising events and activities, PTA

Any questions?



Frequently asked questions and comments



. I'm worried that my child will cry when I try to leave him.

It's tempting to stick around, however most children who cry at drop-off turn off the tears right after the good-bye. To make sure that's the case, we can send you a message to let you know that all is ok. We can discuss and come up with a plan together should there be more to it.

. What about lunch times, how will they know where to go?

The teaching staff stay with the children for their first lunch time sessions to provide support, guidance and reassurance. The midday supervisors are also always on hand to guide them through.

. What does my child need to do before he starts school?

Page 15 has lots of tips and ideas on how to prepare your child for school. Enabling your child to be independent will give them the best possible start.

. What if he makes no friends?

We'll provide opportunities over time to get to know everyone in the group, not just their special friends, by providing activities that involve turn-taking and sharing in small groups. We'll be observing the children and will guide a child we feel is struggling with making relationships. We're always on hand to discuss any concerns.

Frequently asked questions and comments



. How can I get my child to write?

Your child does not need to be able to write before starting school. You can help your child's writing skills by providing materials for mark-making (pens, paper, paint, sand...) and encourage the marks that they make. Drawing is a wonderful pre-cursor to writing and is something you could do together. Providing fine –motor activities (playdough, clay, threading, tweezers..) are great for finger strengthening to get ready for writing.

. What happens if my child goes to morning or afterschool club?

Your child will be brought to or collected from the Reception classroom by a member of the Lime Trees staff.

. Can other people collect my child at the end of the day?

If it is not one of the usual people (on your contact list) collecting your child, please let a member of staff know or contact the school office.

Please contact us if you have any concerns or questions:

contact@crossdale.notts.sch.uk



We look forward to you and your child joining the Reception class in September.

.....and finally

