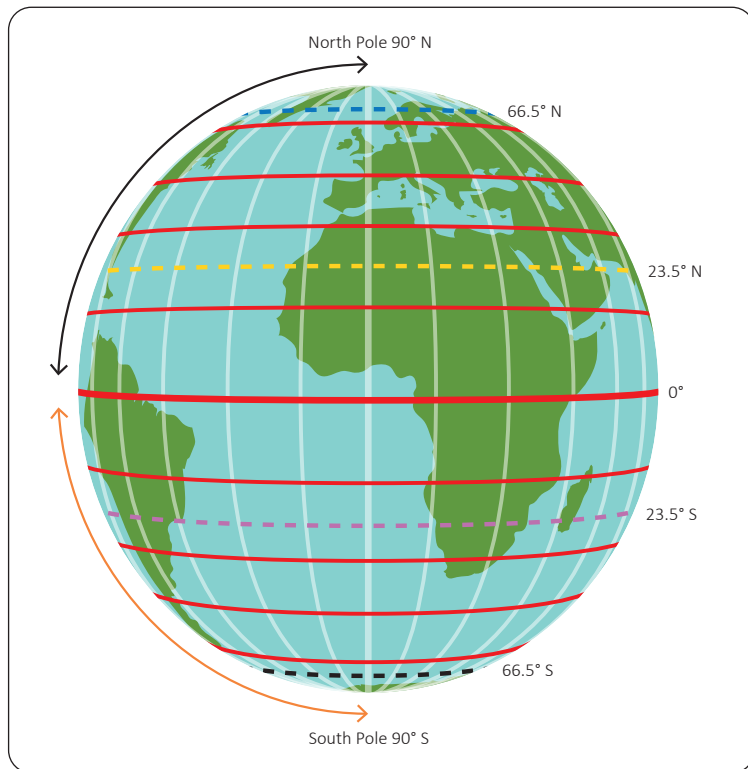


# Our Changing World

First name	
Last name	
Date of birth	
Class/group	
Date	



Use the useful words to complete the key..



### Useful words

- Antarctic Circle
- Arctic Circle
- equator
- lines of latitude
- lines of longitude
- Northern Hemisphere
- Prime Meridian
- Southern Hemisphere
- Tropic of Cancer
- Tropic of Capricorn

### Key



\_\_\_\_\_



\_\_\_\_\_



\_\_\_\_\_



\_\_\_\_\_



\_\_\_\_\_



\_\_\_\_\_



\_\_\_\_\_



\_\_\_\_\_



\_\_\_\_\_



\_\_\_\_\_



Question

2

What are meridians? Tick **one**

Lines of longitude that run from the North Pole to the South Pole.

☐

Lines of latitude that are parallel to the equator.

☐

Lines that divide the hemispheres.

☐

Question

3a

How many time zones are there and why?

---

---

Question

3b

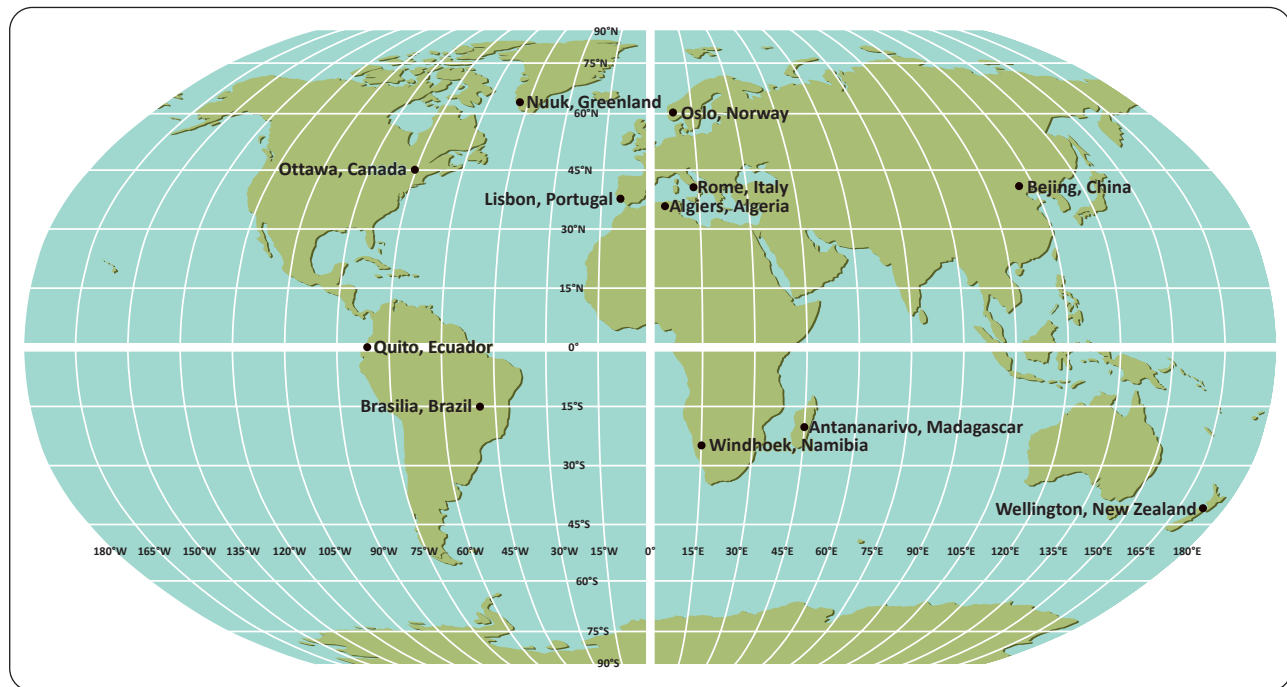
Mumbai is GMT+5. If it is 3am on Tuesday in Mumbai, what time is it in London?

---

Question

4

Look at the map, and answer the questions.



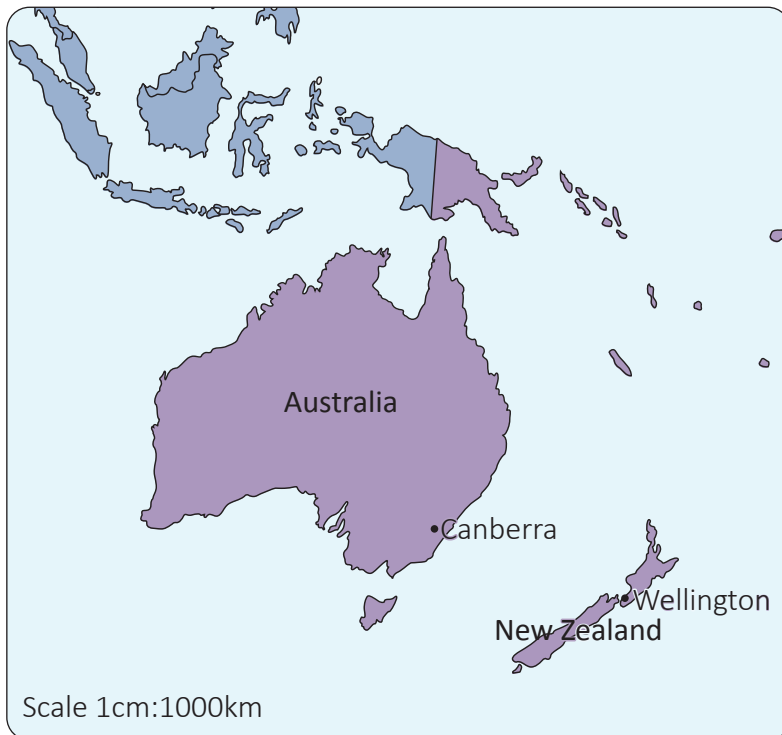
What are the coordinates of Quito, Ecuador? \_\_\_\_\_

What are the coordinates of Oslo, Norway? \_\_\_\_\_

Question

5a

Is this a small scale or large scale map?



small scale

☐

large scale

☐

Question

5b

How do you know?

---

---

Question

6

On a map with a scale of 1cm:50km, Edinburgh and Manchester are 7cm apart. What is the distance between Edinburgh and Manchester in real life?

\_\_\_\_\_km

Question

7

Write or draw an example of each of these map features.

grid reference

contour lines

map symbol

## Question

8

Fill in the missing words.

The world's \_\_\_\_\_ naturally changes over a long period of time, however the current rate of change is unprecedented and has been linked to human actions. This large-scale and human-caused change to the climate is called \_\_\_\_\_, which is mainly caused by \_\_\_\_\_. Global warming is the \_\_\_\_\_ temperature on Earth over time. Since 1880, Earth's average temperature has increased by about \_\_\_\_\_. Many different factors cause climate change, but \_\_\_\_\_, including burning fossil fuels, deforestation and eating meat, is likely to have the \_\_\_\_\_ effect.

## Useful words

- 1°C
- biggest
- climate
- climate change
- global warming
- human activity
- increasing

## Question

9a

What is the Global Climate Risk Index?

---



---

## Question

9b

Why are developing countries most affected by climate change?

---



---

## Question

9c

Give **three** examples of extreme weather caused by climate change.

1. \_\_\_\_\_
2. \_\_\_\_\_
3. \_\_\_\_\_



Question  
9d

Give **two** examples of the effects of climate change on people and property.

1. \_\_\_\_\_
2. \_\_\_\_\_

Question  
10a

Match these words to their definitions.

industry	Using machinery in factories to make goods on a large scale.
manufacturing	Sending goods or services to another country to sell them.
export	Bringing in or buying goods or services from another country.
import	The activities and companies that process raw materials and manufacture goods for sale.

Question  
10b

Give **two** reasons why Ecuador is the world's leading exporter of bananas.

1. \_\_\_\_\_
2. \_\_\_\_\_

Question  
10c

Decide if these statements are true or false.

Germany is the world's leading exporter of cars.

Wheat from Russia is exported to Australia.

China designs more toys than any other country.

true	false
<input type="checkbox"/>	<input type="checkbox"/>
<input type="checkbox"/>	<input type="checkbox"/>
<input type="checkbox"/>	<input type="checkbox"/>



Tick the right definition for the term 'natural resources'.

Natural resources are made by people and provide everything we need to make life more comfortable, including cars, houses, reservoirs, leisure centres and airports.

☐

Natural resources come from the Earth and provide everything we need to survive, including air, water, food, wood, energy and soil.

☐

Write the name of a natural resource and describe how it can be managed effectively so it will be available for people to use in the future.

Name of natural resource \_\_\_\_\_

How can this resource be managed effectively?

---

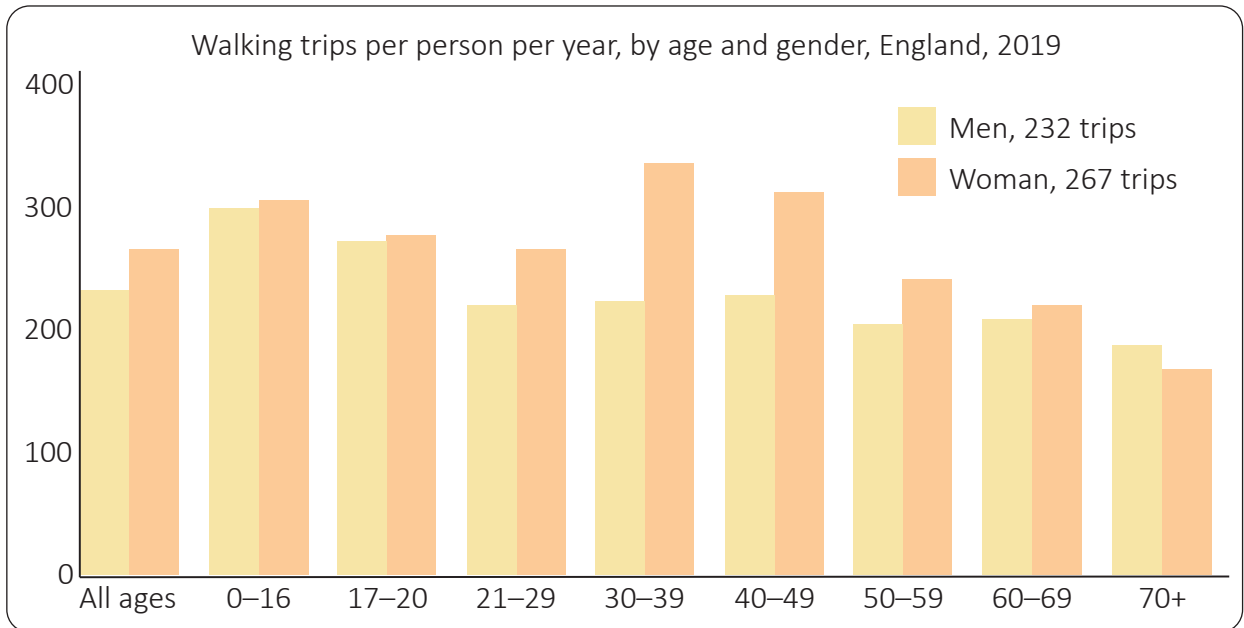
---

---

---



Study the graph and tick the correct statements.



\*Data taken from *Walking and cycling statistics, England 2019*, Department for Transport

Women on average made more walking trips than men in 2019.

☐

People who are over 70 made less walking trips than any other age group.

☐

Men aged 21–29 made more walking trips than women.

☐

Boys and girls aged 0–16 made a similar number of walking trips in 2019.

☐

Women aged between 30 and 39 made less walking trips than women aged between 17 and 20.

☐



Question  
13

Look at the photographs, and tick the correct statements.

This is a...

rural settlement ☐

urban settlement ☐

It is likely to be a...

hamlet or village ☐

town or city ☐



This is a...


compact settlement ☐

dispersed settlement ☐

It is likely to be a...

hamlet or village ☐

town or city ☐



This is a...

linear settlement ☐

circular settlement ☐

cross-shaped settlement ☐

It is likely to be a...

village ☐

town ☐

city ☐

