




Big Birdwatch Counting

Bird	Tally
wood pigeon 	
magpie 	
blue tit 	
great tit 	
blackbird 	

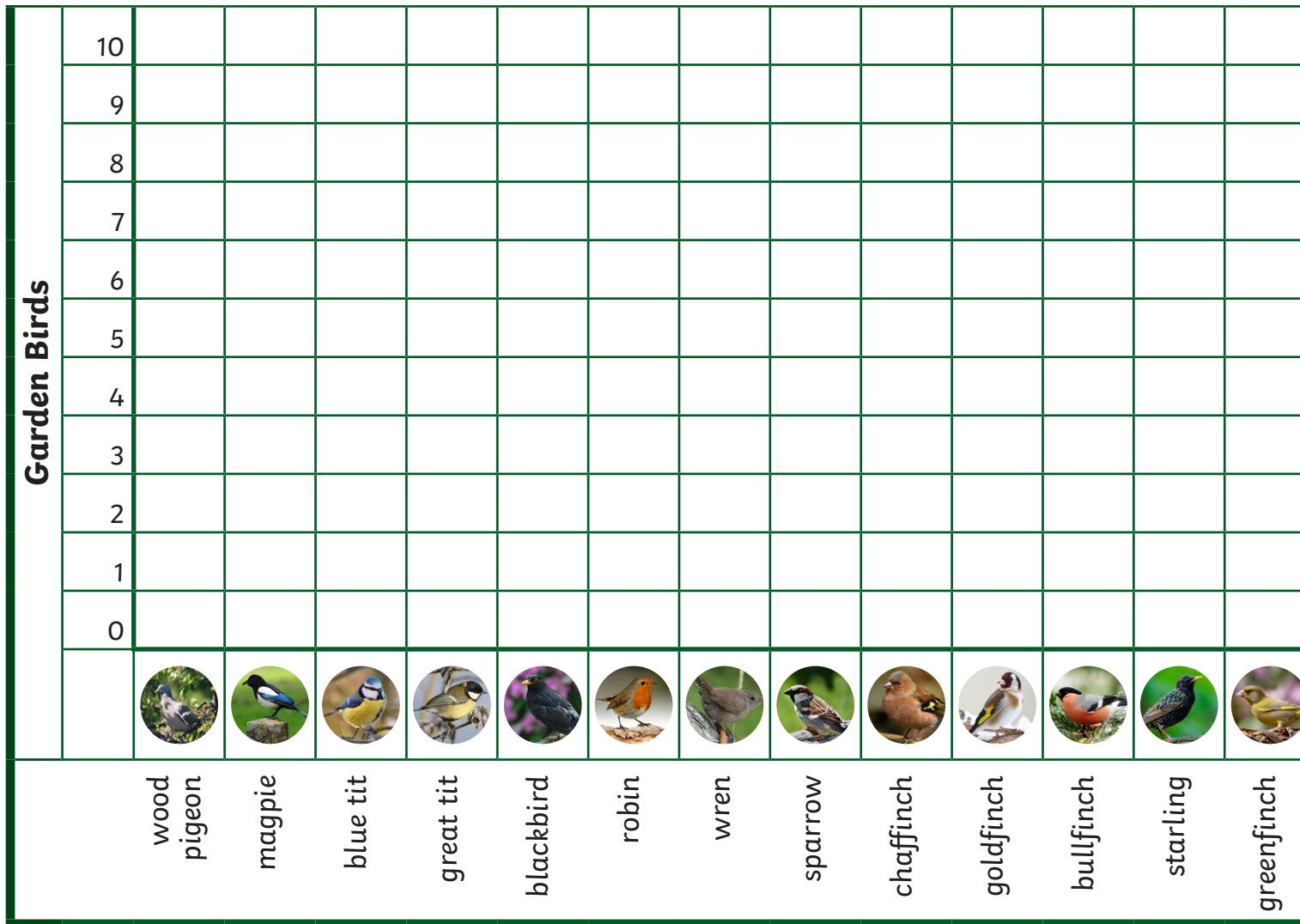
Bird	Tally
robin 	
wren 	
sparrow 	
chaffinch 	
goldfinch 	

Bird	Tally
bullfinch 	
starling 	
greenfinch 	

Big Birdwatch Counting

Now use your information to create a bar chart.

A bar graph to show: _____



1. Which bird was the most common?
2. Which bird was the least common?
3. How many birds did you see altogether?
4. Are there any birds that you saw the same number of?
5. What is the difference between the most and the least number of birds you saw?