



Key Instant Recall Facts


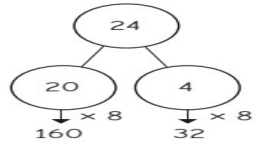
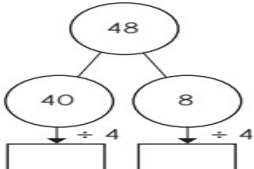
Challenge 3.3

Before moving on to the next challenge, children should know the following facts. The aim is for them to recall these facts instantly.

Your child's KIRF this half term is: 4 times table facts.

E.g. $4 \times 2 = 8$, $4 \times 5 = 20$, $4 \times 8 = 32$, $4 \times 12 = 48$

In addition you can help by practicing the following:

Related calculations	 <p>I know that $2 \times 8 = 16$</p> <p>Use Rosie's fact to complete the multiplications.</p> <p>► $2 \times 80 = \underline{\quad}$ ► $20 \times 8 = \underline{\quad}$ ► $8 \times 20 = \underline{\quad}$</p>
Multiply a 2-digit number by a 1-digit number	<p>Mo uses a part-whole model to work out 24×8</p>  <div style="border: 1px solid black; padding: 5px; width: fit-content;"> $160 + 32 = 192$ $24 \times 8 = 192$ </div> <p>Use Mo's method to work out the multiplications.</p> <div style="display: flex; justify-content: space-around;"> <div style="border: 1px solid black; padding: 2px;">18×4</div> <div style="border: 1px solid black; padding: 2px;">73×5</div> <div style="border: 1px solid black; padding: 2px;">42×5</div> </div>
Divide a 2-digit number by a 1-digit number	<p>Eva uses a part-whole model to work out $48 \div 4$</p> <p>Complete Eva's workings.</p>  <div style="border: 1px solid black; padding: 5px; width: fit-content;"> $48 \div 4 = \underline{\quad}$ </div>
Compare lengths	<p>Write the lengths in order.</p> <p>Start with the shortest length.</p> <div style="display: flex; justify-content: space-around; align-items: center;"> <div style="border: 1px solid black; padding: 2px;">230 cm</div> <div style="border: 1px solid black; padding: 2px;">750 mm</div> <div style="border: 1px solid black; padding: 2px;">2 m 25 cm</div> </div>

Top Tips

The secret to success is practicing little and often. Use time wisely. Can you practice these KIRFs while walking to school or during a car journey? You do not need to practice them all at once; perhaps you could have a fact of the day. If you would like more ideas, please speak to your child's teacher.



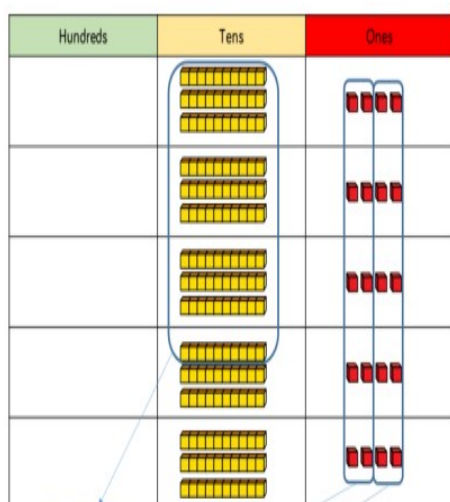
Calculations

Challenge 3.3

Children will learn multiplication using the following methods.

Skill: Multiply 2-digit numbers by 1-digit numbers

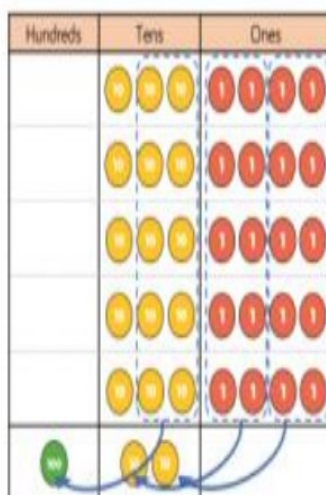
Year: 3/4



$$34 \times 5 = 170$$

	H	T	O	
		3	4	
x			5	
		2	0	(5 x 4)
+	1	5	0	(5 x 30)
	1	7	0	

	H	T	O
		3	4
x			5
		2	0
	1	7	0



Informal methods and the expanded method are used in Year 3 before moving on to the short multiplication method in Year 4.

Place value counters should be used to support the understanding of the method rather than supporting the multiplication, as children should use times table knowledge.