



Key Instant Recall Facts


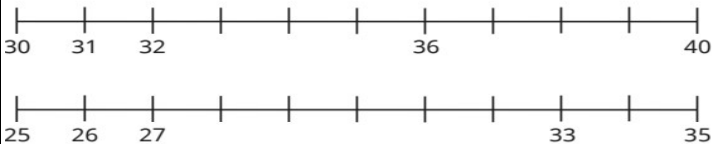
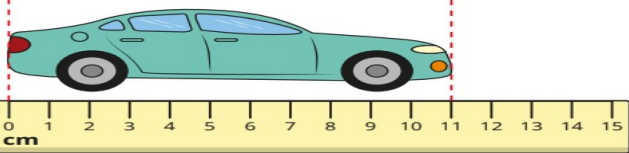

Challenge 1.4

Before moving on to the next challenge, children should know the following facts. The aim is for them to recall these facts **instantly**.

Your child's KIRF this half term is: Finding 1 more or 1 less than a number.

1 more than 17 is __, 1 less than 17 is __.

In addition you can help by practicing the following:

Partition a number (tens and ones)	
Number line to 50	<p>Complete the number lines.</p> 
Measure length in centimeters	<p>What is the length of the car?</p> 
Measure mass	<p>What is the mass of each object?</p>  <p>The mass of the _____ is _____ cubes.</p>

Top Tips

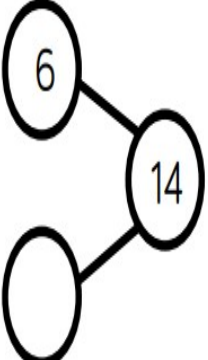
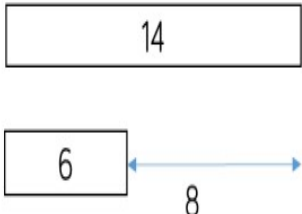
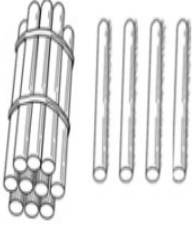

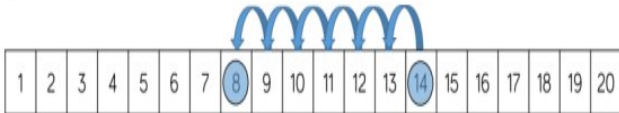
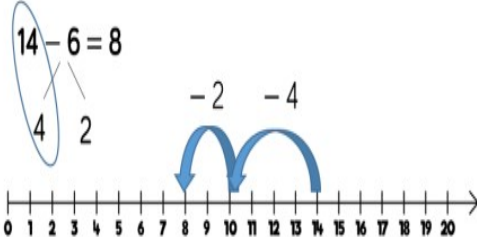
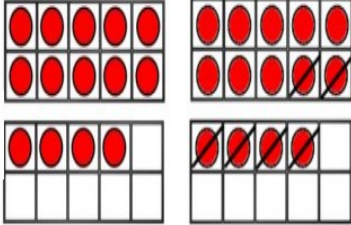
The secret to success is practicing little and often. Use time wisely. Can you practice these KIRFs while walking to school or during a car journey? You do not need to practice them all at once; perhaps you could have a fact of the day. If you would like more ideas, please speak to your child's teacher.



Calculations

Challenge 1.4

Children will learn subtraction using the following methods.

Skill: Subtract 1 and 2-digit numbers to 20	Year: 1/2
    <div data-bbox="545 1384 794 1525"> $14 - 6 = 8$ </div>    <div data-bbox="1029 1859 1149 2049"> $14 - 6 = 8$ </div>	<p>In Year 1, subtracting one-digit numbers that cross 10, is done by counting back, using objects, number tracks and number lines. From Year 2, children should be encouraged to find the number bond to 10 when partitioning the subtracted number. Ten frames, number shapes and number lines are particularly useful for this.</p>