



Maths—Key Instant Recall Facts







Challenge 3.1

Before moving onto the next challenge, your child should know the following facts. The aim is for them to recall these facts **instantly**.

Your child's KIRF this half term is: Number bonds to 1000.

E.g. $200 + 800 = 1000$, $600 + 400 = 1000$, $900 + 100 = 1000$

In addition you can help by practicing the following:

Partition numbers to 1000							
Find 1, 10 or 100 more or less	<table border="1"> <thead> <tr> <th data-bbox="692 1214 935 1272">10 less</th> <th data-bbox="940 1214 1177 1272">Number</th> <th data-bbox="1182 1214 1425 1272">10 more</th> </tr> </thead> <tbody> <tr> <td data-bbox="692 1279 935 1377"></td> <td data-bbox="940 1279 1177 1377"></td> <td data-bbox="1182 1279 1425 1377"></td> </tr> </tbody> </table>	10 less	Number	10 more			
10 less	Number	10 more					
							
Number lines to 1000							
Compare numbers to 1,000							

Top Tips

The secret to success is practicing little and often. Use time wisely. Can you practice these KIRFs while walking to school or during a car journey? You do not need to practice them all at once; perhaps you could have a fact of the day. If you would like more ideas, please speak to your child's teacher.



Calculations

Challenge 3.1

Children will learn addition using the following methods.

Skill: Add two 2-digit numbers to 100	Year: 3																										
<div style="display: flex; justify-content: space-around; align-items: center;"> <div style="text-align: center;"> </div> <div style="text-align: center;"> </div> </div> <div style="text-align: center; margin: 10px 0;"> </div> <div style="text-align: center; margin: 10px 0;"> <table border="1" style="border-collapse: collapse; width: 100px; margin: 0 auto;"> <tr><td style="width: 50px; height: 30px;"></td><td style="width: 50px; height: 30px;"></td></tr> <tr><td style="text-align: center; font-weight: bold;">38</td><td style="text-align: center; font-weight: bold;">23</td></tr> </table> </div> <div style="text-align: center; margin: 10px 0;"> <div style="border: 2px solid blue; border-radius: 15px; padding: 10px; display: inline-block; font-size: 1.2em; font-weight: bold;"> $38 + 23 = 61$ </div> </div> <div style="display: flex; justify-content: space-around; align-items: center; margin-top: 20px;"> <table border="1" style="border-collapse: collapse; text-align: center; width: 150px;"> <thead> <tr style="background-color: #fce4d6;"><th style="padding: 5px;">Tens</th><th style="padding: 5px;">Ones</th></tr> </thead> <tbody> <tr><td style="padding: 5px;"> </td><td style="padding: 5px;"> </td></tr> <tr><td style="padding: 5px;"> </td><td style="padding: 5px;"> </td></tr> <tr><td style="padding: 5px;"> </td><td style="padding: 5px;"></td></tr> </tbody> </table> <table style="text-align: center; margin: 0 20px;"> <tr><td style="font-size: 1.5em;">38</td></tr> <tr><td style="font-size: 1.5em;">+ 23</td></tr> <tr><td style="border-top: 1px solid black; font-size: 1.5em;">61</td></tr> <tr><td style="border-top: 1px solid black; font-size: 1.5em;">1</td></tr> </table> <table border="1" style="border-collapse: collapse; text-align: center; width: 150px;"> <thead> <tr style="background-color: #fce4d6;"><th style="padding: 5px;">Tens</th><th style="padding: 5px;">Ones</th></tr> </thead> <tbody> <tr><td style="padding: 5px;">10 10 10</td><td style="padding: 5px;">1 1 1 1</td></tr> <tr><td style="padding: 5px;"></td><td style="padding: 5px;">1 1 1 1</td></tr> <tr><td style="padding: 5px;">10 10</td><td style="padding: 5px;">1 1 1</td></tr> <tr><td style="padding: 5px;">10</td><td style="padding: 5px;"></td></tr> </tbody> </table> </div>			38	23	Tens	Ones							38	+ 23	61	1	Tens	Ones	10 10 10	1 1 1 1		1 1 1 1	10 10	1 1 1	10		<p>Children can use a blank number line and other representations to count on to find the total. Encourage them to jump to multiples of 10 to become more efficient.</p> <p>From Year 3, encourage children to use the formal column method when calculating alongside straws, base 10 or place value counters. As numbers become larger, straws become less efficient.</p>
38	23																										
Tens	Ones																										
38																											
+ 23																											
61																											
1																											
Tens	Ones																										
10 10 10	1 1 1 1																										
	1 1 1 1																										
10 10	1 1 1																										
10																											