

Welcome to Crossdale Primary School

- New Reception
- Parents Meeting
- 2024-25



Robin class!

- Your child's class is Robin. They will keep this name throughout their time at Crossdale.



Welcome - Meet the Team




Mr Cresswell
Executive Head



Miss Seedhouse
Deputy Head



Mrs Mellor
Reception teacher (Mon-
Wed)



Mrs Payne
Reception teacher (Thurs-Fri)

Admissions

Office Staff



- Ensure we have all completed forms before admission

• Please bring proof address and a birth certificate to the school office.



**Your
Contact
Details**

- Please ensure contact details are up to date and inform school of any changes straight away

Starting Reception



Information booklet

Crossdale Primary School
Crossdale Drive
Maycroft
Nottingham
NG12 2AF
Tel: 0115 9748088
Email: contact@crossdale.notts.sch.uk
Visit our website: www.crossdaleschool.com



Crossdale Primary School
Welcome Pack 2022-2023



. Available to read on the Robin Class Crossdale School blog page.

. This document contains lots of important and useful information.

Diary Dates

- **Class visits - Thursday 4th July 1.15-3pm**
- **Friday 5th July 9.15-11.45am**

- **Picnic & play - Friday 19th July 2.30-3.20pm**
Parents are invited to come along with their child to school. Our lovely PTA will provide nibbles – yum!

- **First day of school - Tuesday 3rd September**
- **Inset day (school closed) - Friday 20th September**





Lunchtimes

. You can choose for your child to have a school dinner **or** bring in a packed lunch from home. **School meals are free until Year 2.**

. The menus are on a 3-week rota. You can pick the meals you'd like them to have.

. Each day your child will self-register and let us know what they are having. You don't need to let us know in advance.

. Dinners are eaten in the hall. We'll be there to help!



Fruity Snack

- . A piece of fruit is also provided to all children in Reception and KS1. This may be an apple, banana, pear, tomato or something similar.
- . Should your child wish to bring their own snack, as part of our 'Healthy Schools' status, we only allow fruit based or a healthy snacks (we also ask parents to avoid nuts and nut-based snacks to support the families of children with allergies).



Getting to know your child



. Please ask your child's Nursery/Pre-school to send us a **transition report**.



. You'll receive an **'All About Me'** book when your child comes for their class visit. Please help your child to fill this in and bring it with them on their first day of school.

. During the year you may like to share home experiences e.g., celebrations, visits, achievements.

. Any school related questions should be sent to the office at:

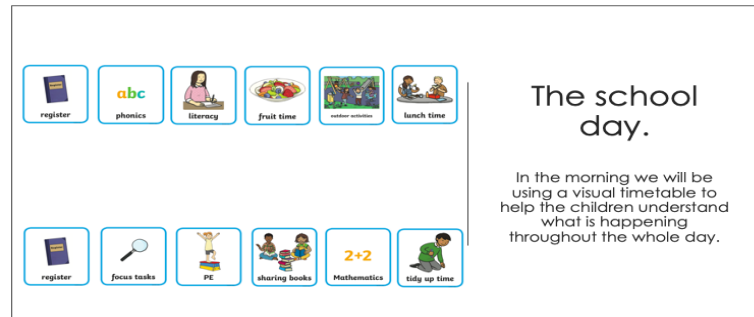
contact@crossdale.notts.sch.uk



EYFS Curriculum intent

- In the early years at Crossdale we want children to be happy, confident, and well-rounded individuals who have a love for learning.
- We believe in providing all children with a safe and stimulating environment that builds on each individual's wants, needs, and interests.
- Children have the opportunity to learn through play with adults providing high quality interactions and a stimulating indoor and outdoor environment.
- Learning should be fun, engaging and suitably challenging and provide opportunities to develop their thinking and problem-solving skills to ensure that they can be the best that they can be!
- We are committed to providing the best possible start to their school life, teaching them skills and experiences which will ensure their well-being now and success in the future.

- **Registration:** Self registration and messages
- **Free flow:** Choose from a variety of exciting activities set up in the classroom and outside
- **Adult-led activities:** one to one and small group work
 - **Whole class:** phonics, literacy, maths, story, PE, Forest School, and topic sessions
- **Breaktimes:** 10.30-10.45 & 2.10-2.20
- **Lunchtime:** 12.00-1.00



Daily Routines

Early Years Foundation Stage (EYFS) framework



The Characteristics of Effective Learning

The focus of the Characteristics of Effective Learning is on how children learn rather than what they learn. We support children to develop these characteristics to make sure they become effective learners.

Playing and Exploring

- Finding out and exploring
- Playing with what they know
- Being willing to have a go



Active Learning

- Being involved and concentrating
- Keeping trying
- Enjoying and achieving what they set out to do



Creating and Critical Thinking

- Having their own ideas
- Making links
- Choosing ways to do things



EYFS framework

The Seven Areas of Learning and Development

The Foundation Stage Curriculum is for children aged 3-5 years and has 7 areas of learning which are:

Prime Areas

Communication & Language

Physical Development

Personal, Social, Emotional Development

Specific Areas

Literacy

Mathematics

Expressive Arts & Design

Understanding the World



Early Learning Goals

- Each area of learning has Early Learning Goals – which forms the Early Years Foundation Stage Profile (EYFSP).
- We are constantly monitoring the children's progress towards these goals.
- Final assessment against EYFSP is made in June.



Communication and Language Listening				
Attention and Understanding	Speaking	Listening		
<ul style="list-style-type: none"> Listen attentively and respond to what they hear with relevant questions, comments and actions when being read to and during whole class discussions and small group interactions. Make comments about what they have heard and ask questions to clarify their understanding. Host conversation when engaged in back-and-forth exchanges with their teacher and peers. 	<ul style="list-style-type: none"> Participate in small group, class and one-to-one discussions, offering their own ideas, using recently introduced vocabulary. Offer explanations for why things might happen, making use of recently introduced vocabulary from stories, non-fiction, rhymes and poems when appropriate. Express their ideas and feelings about their experiences using full sentences, including use of past, present and future tenses and making use of conjunctions, with modeling and support from their teacher. 	working towards	expected	
working towards	expected	working towards	expected	
Personal, Social and Emotional Development				
Self-Regulation	Managing Self	Building Relationships		
<ul style="list-style-type: none"> Show an understanding of their own feelings and those of others and begin to regulate their behaviour accordingly. Set and work towards simple goals, being able to wait for what they want and control their immediate impulses when appropriate. Show focused attention to what the teacher says, responding appropriately even when engaged in activity, and show an ability to follow instructions involving several ideas or actions. 	<ul style="list-style-type: none"> Be confident to try new activities and show independence, persistence and perseverance in the face of challenge. Explain the reasons for rules, know right from wrong and try to behave accordingly. Manage their own basic hygiene and personal needs, including dressing, going to the toilet and understanding the importance of healthy food choices. 	<ul style="list-style-type: none"> Work and play cooperatively and take turns with others. Form positive attachments to adults and friendships with peers. Show sensitivity to their own and to others' needs. 	working towards	expected
working towards	expected	working towards	expected	
Physical Development				
Gross Motor Skills	Fine Motor Skills		Handwriting	
<ul style="list-style-type: none"> Negotiate space and obstacles safely, with consideration for themselves and others. Demonstrate strength, balance and coordination when playing. Move energetically, such as running, jumping, dancing, hopping, skipping and climbing. 	<ul style="list-style-type: none"> Hold a pencil effectively in preparation for 'learn writing' – using the tripod grip in almost all cases. Use a range of small tools, including scissors, craft knives and cutlery. Begin to show accuracy and care when drawing. 	working towards	expected	
working towards	expected	working towards	expected	
Literacy				
Comprehension	Word Reading	Writing		
<ul style="list-style-type: none"> Demonstrate understanding of what has been read to them by retelling stories and narratives using their own words and recently introduced vocabulary. Anticipate (where appropriate) key events in stories. Use and understand recently introduced vocabulary during discussions about stories, non-fiction, rhymes and poems and during role play. 	<ul style="list-style-type: none"> Say a sound for each letter in the alphabet and at least 10 digraphs. Read words consistent with their phonic knowledge by sound blending. Read aloud simple sentences and books that are consistent with their phonic knowledge, including some common exception words. 	<ul style="list-style-type: none"> Write recognizable letters, most of which are correctly formed. Spell words by identifying sounds in them and representing the sounds with a letter or letters. Write simple phrases and sentences that can be read by others. 	working towards	expected
working towards	expected	working towards	expected	
Mathematics				
Number	Numerical Patterns			
<ul style="list-style-type: none"> Have a deep understanding of number to 10, including the composition of each number. Subitize (recognize quantities without counting) up to 5. Automatically recall (without reference to rhymes, counting or other aids) number bonds up to 5 (including subtraction facts) and some number bonds to 10, including double facts. 	<ul style="list-style-type: none"> Verbally count beyond 20, recognizing the pattern of the counting system. Compare quantities up to 10 in different contexts, recognizing when the quantity is greater than, less than or the same as the other quantity. Explore and represent patterns within numbers up to 10, including evens and odds, double facts and how quantities can be distributed equally. 	working towards	expected	
working towards	expected	working towards	expected	
Understanding the World				
Past and Present	People, Culture and Communities	The Natural World		
<ul style="list-style-type: none"> Talk about the lives of the people around them and their roles in society. Know some similarities and differences between things in the past and now, drawing on their experiences and what has been read in class. Understand the past through settings, characters and events encountered in books read in class and storytelling. 	<ul style="list-style-type: none"> Describe their immediate environment using knowledge from observation, discussion, stories, non-fiction texts and maps. Know some similarities and differences between different religious and cultural communities in this country, drawing on their experiences and what has been read in class. Explain some similarities and differences between life in this country and life in other countries, drawing on knowledge from stories, non-fiction texts and (when appropriate) maps. 	<ul style="list-style-type: none"> Explore the natural world around them, making observations and drawing pictures of animals and plants. Know some similarities and differences between the natural world around them and contrasting environments, drawing on their experiences and what has been read in class. Understand some important processes and changes in the natural world around them, including the seasons and changing states of matter. 	working towards	expected
working towards	expected	working towards	expected	


Preparing your child for Reception



We encourage the children to be independent with their self-help skills.

Please help teach your child to:

- Dress/undress themselves, especially shoes
- Put on their coat
- Use the toilet properly and wash hands
- Use a tissue to wipe their own nose and to throw the tissue into the bin
- Tidy up their own toys
- Develop their listening and speaking skills e.g., reading stories together, time together as a family



More



Less

Preparing your child for Reception




Phonics



Whilst this is not an essential part of your child's preparation for school, you may wish to familiarise yourself with the system we use.

At Crossdale we use the **Read, Write Inc** programme:

- Detailed approach to teaching phonic skills to children
- **Rhymes** to help children to remember the sound
- **Blending** sounds to read words



Do

- Use pure sounds
- Play I spy and word games
- Share lots of books
- Practise drawing skills
- Sing nurse rhymes and songs



Don't

- Use letter names
- Worry about capitals



More information will be given at our start of year meeting in September.

School Uniform

- Burgundy sweatshirt/ cardigan (available to order from school)
- White/ burgundy polo shirt
- Black or grey trousers/shorts/skirt/pinafore
- Summer dresses may be worn in burgundy or red colours only
- Black shoes (no laces unless your child can tie them, please).
- Please ensure that every item of clothing is clearly labelled with your child's name.
- Your child must have a waterproof coat in school every day.

- There is preloved school uniform available from the school office.



Other items

• Crossdale book bag (please do not carry water bottles in these as they leak and ruin books). Crossdale PTA have very kindly agreed to fund these.

• A small tray toy that can live in your child's tray at school

• PE kit

• Water bottle (water, not juice please)

• Wellies

• Sun hats/ winter hats/ gloves when appropriate



Illnesses and Absences

- It's very important your child attends regularly
- 95%-97% attendance = good
- 97% or above = exceptional
- Learning and friendships are affected with regular absences
- Telephone the school if your child is ill
- Request leave of absence in writing to the Headteacher



Parents as Partners

How do we communicate at CROSSDALE



Texts are sent for...

- Reminders (of events, links to blog posts, school money payments, absence or late information etc)
- OR
- Minute information (regarding school club, requests for volunteers or resources, or pick up times for trips etc)
- OR
- Individuals: 'all done' texts to celebrate a pupil's achievements from Mr C or Mrs W, notification of a head bump, invite to Marvellous Monday assembly.

BLOG POSTS ARE SENT FOR...

- UPCOMING EVENTS
- ...sharing class information and photos of current learning, homework
- Information about upcoming events and latest news including the for

Letters are sent for anything needing a permission slip as well as certain school documentation or information such as end of year reports, kits lists, MM invites or attendance information.

- We will keep in touch in the following ways:
 - Informal discussions about your child and parent evenings
 - Class blog – can be found on the school website, please check for posts
 - Letters in book bags
 - 'Crossdale News' newsletter
 - Text messages and e-mail messages
 - Fund raising events and activities, PTA

Any questions?



Frequently asked questions and comments



. I'm worried that my child will cry when I try to leave him.

It's tempting to stick around, however most children who cry at drop-off turn off the tears right after the good-bye. To make sure that's the case, we can send you a message to let you know that all is ok. We can discuss and come up with a plan together should there be more to it.

. What about lunch times, how will they know where to go?

The teaching staff stay with the children for their first lunch time sessions to provide support, guidance and reassurance. The midday supervisors are also always on hand to guide them through.

. What does my child need to do before he starts school?

Page 15 has lots of tips and ideas on how to prepare your child for school. Enabling your child to be independent will give them the best possible start.

. What if he makes no friends?

We'll provide opportunities over time to get to know everyone in the group, not just their special friends, by providing activities that involve turn-taking and sharing in small groups. We'll be observing the children and will guide a child we feel is struggling with making relationships. We're always on hand to discuss any concerns.

Frequently asked questions and comments



. How can I get my child to write?

Your child does not need to be able to write before starting school. You can help your child's writing skills by providing materials for mark-making (pens, paper, paint, sand...) and encourage the marks that they make. Drawing is a wonderful pre-cursor to writing and is something you could do together. Providing fine –motor activities (playdough, clay, threading, tweezers..) are great for finger strengthening to get ready for writing.

. What happens if my child goes to morning or afterschool club?

Your child will be brought to or collected from the Reception classroom by a member of the Windmills staff.

. Can other people collect my child at the end of the day?

If it is not one of the usual people (on your contact list) collecting your child, please let a member of staff know or contact the school office.

Please contact us if you have any concerns or questions:

contact@crossdale.notts.sch.uk



We look forward to you and your child joining the Reception class in September.

.....and finally

