

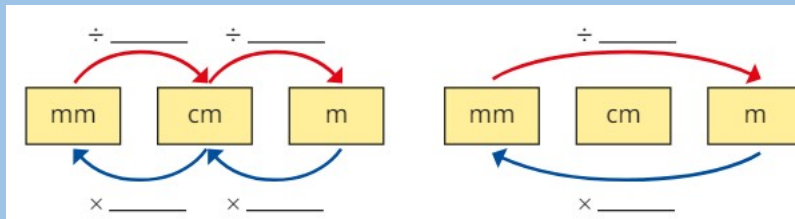


Key Instant Recall Facts





Year 5 – Summer 2

By the end of this half term, children should know the following facts. The aim is for them to recall these facts instantly.

Your child's KIRF this half term is: *convert units of length.*



In addition you can help by practicing the following:

<p>Compliments to 1</p>	<p>▶ $0.8 + \underline{\quad} = 1$ ▶ $1 = \underline{\quad} + 0.4$</p> <p>▶ $0.1 + \underline{\quad} = 1$ ▶ $1 = 0.5 + \underline{\quad}$</p>
<p>Compare and order negative numbers</p>	<p>Write the numbers in ascending order.</p> <p>-2 0 7 -7 22 4</p>
<p>Compare volume</p>	<p> ○ </p> <p> ○ </p>

Top Tips

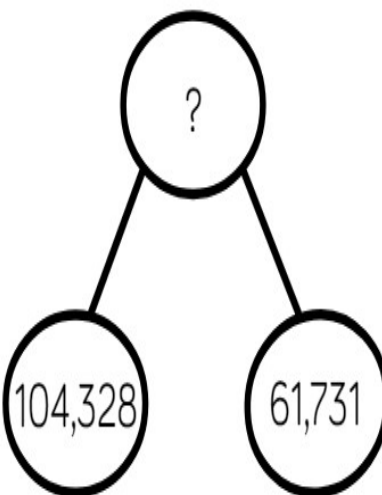
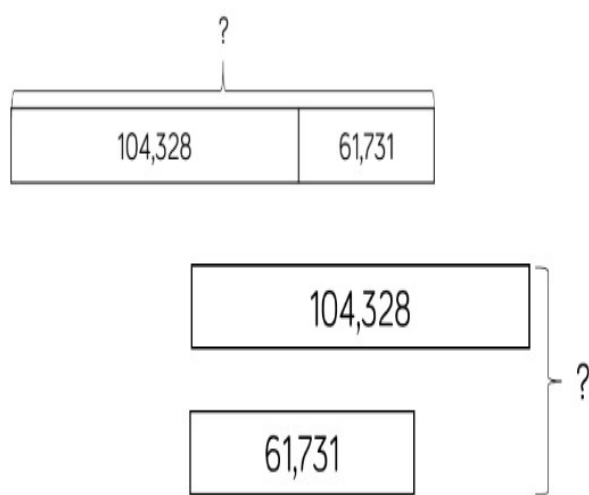






























The secret to success is practicing little and often. Use time wisely. Can you practice these KIRFs while walking to school or during a car journey? You do not need to practice them all at once; perhaps you could have a fact of the day. If you would like more ideas, please speak to your child's teacher.



Calculations

Year 5 – Summer 2

In year 5 the children will learn multiplication using the following methods.

Skill: Add numbers with more than 4 digits	Year: 5/6																																										
<div style="display: flex; justify-content: space-around; align-items: center;"> <div style="text-align: center;">  </div> <div style="text-align: center;">  </div> </div> <div style="text-align: center; margin: 20px 0;"> <div style="border: 1px solid black; border-radius: 15px; padding: 10px; display: inline-block;"> $104,328 + 61,731 = 166,059$ </div> </div> <div style="display: flex; justify-content: space-between; align-items: flex-start;"> <table border="1" style="border-collapse: collapse; text-align: center; width: 40%;"> <thead> <tr style="background-color: #fce4d6;"> <th style="width: 16.6%;">HTh</th> <th style="width: 16.6%;">TTh</th> <th style="width: 16.6%;">Th</th> <th style="width: 16.6%;">H</th> <th style="width: 16.6%;">T</th> <th style="width: 16.6%;">O</th> </tr> </thead> <tbody> <tr> <td></td> <td></td> <td></td> <td></td> <td></td> <td></td> </tr> <tr> <td></td> <td></td> <td></td> <td></td> <td></td> <td></td> </tr> </tbody> </table> <table border="1" style="border-collapse: collapse; text-align: center; width: 20%;"> <tbody> <tr><td>1</td><td>0</td><td>4</td><td>3</td><td>2</td><td>8</td></tr> <tr><td>+</td><td>6</td><td>1</td><td>7</td><td>3</td><td>1</td></tr> <tr style="border-top: 1px solid black;"><td>1</td><td>6</td><td>6</td><td>0</td><td>5</td><td>9</td></tr> <tr><td></td><td></td><td></td><td></td><td></td><td>1</td></tr> </tbody> </table> </div>	HTh	TTh	Th	H	T	O													1	0	4	3	2	8	+	6	1	7	3	1	1	6	6	0	5	9						1	<p>Place value counters or plain counters on a place value grid are the most effective concrete resources when adding numbers with more than 4 digits.</p> <p>At this stage, children should be encouraged to work in the abstract, using the column method to add larger numbers efficiently.</p>
HTh	TTh	Th	H	T	O																																						
																																											
																																											
1	0	4	3	2	8																																						
+	6	1	7	3	1																																						
1	6	6	0	5	9																																						
					1																																						