



# Key Instant Recall Facts




## Year 2—Summer 1

By the end of this half term, children should know the following facts. The aim is for them to recall these facts instantly.

Your child's KIRF this half term is: 10x table.

E.g.  $5 \times 10 = 50$ ,  $2 \times 10 = 20$ ,  $10 \times 8 = 80$ ...

In addition you can help by practicing the following:

Find a quarter	<p>Circle <math>\frac{1}{4}</math> of the cars.</p>  <p>One quarter of _____ is _____          _____ is <math>\frac{1}{4}</math> of _____</p>
Find a third	<p>Circle <math>\frac{1}{3}</math> of the counters.</p>  <p><math>\frac{1}{3}</math> of 9 = _____</p> <p>Is there more than one way to circle <math>\frac{1}{3}</math>?          Why? Will this always work?</p>
Tell the time to 5 minutes	<p>Match the clocks to the times.</p>  <div> <div>10 minutes past 2</div> <div>10 minutes to 10</div> <div>10 minutes past 10</div> </div>

### Top Tips

The secret to success is practicing little and often. Use time wisely. Can you practice these KIRFs while walking to school or during a car journey? You do not need to practice them all at once; perhaps you could have a fact of the day. If you would like more ideas, please speak to your child's teacher.



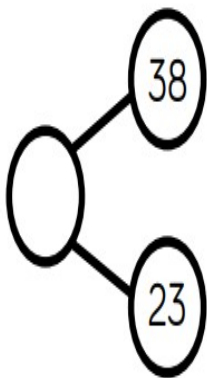
# Calculations

## Year 2—Summer 1

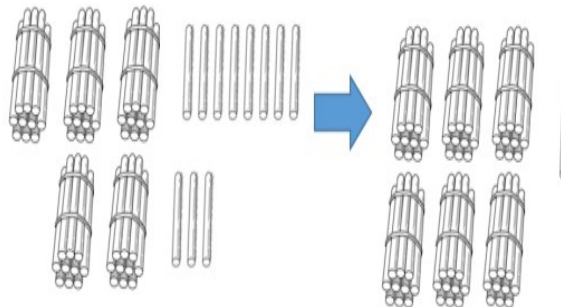
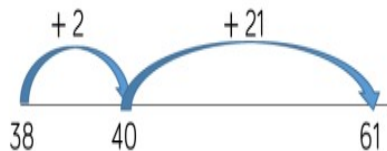
In year 2 this half term, the children will learn addition using the following methods.

**Skill: Add two 2-digit numbers to 100**

**Year: 2/3**



?	
38	23



$$38 + 23 = 61$$

Tens	Ones

$$\begin{array}{r} 38 \\ + 23 \\ \hline 61 \\ 1 \end{array}$$

Tens	Ones
10 10 10	1 1 1 1 1 1 1 1
10 10	1 1 1

Children can use a blank number line and other representations to count on to find the total. Encourage them to jump to multiples of 10 to become more efficient. From Year 3, encourage children to use the formal column method when calculating alongside straws, base 10 or place value counters. As numbers become larger, straws become less efficient.