



Year One and Year Two
Information Evening For
Parents.

WELCOME!

A 'typical' day

- Children come in by themselves in the morning through the Year 1 & 2 door.
- English and maths activity every day as well as phonics, spelling and shared reading sessions.
- Milk and fruit
- Teaching of other curriculum areas (topic).
- Structured creative play / wider curriculum (table top time in the morning and some structured choosing in the afternoon for Y1)
- Use of teaching assistants to support individuals, pairs and larger groups.

The Staff

Year One


Mon- Wed: Mrs Jones
Thurs & Fri: Mrs Westie
& Mrs Ogilvy as the main TA

Year Two

Miss Jackson &
Miss Holder as the main TA

- Communication; check Seesaw and the blog regularly please and always read the **Crossdale News** carefully for dates and upcoming events..

Reading



At School...

- Small group 'Story book' sessions x4 each week.
- Daily phonics lessons

Reading Roots Book will come home in the next few weeks

- Daily/ very regular reading is the most important thing you can do to support your child
- Use the Reading Journeys inside the Reading Roots book to record all the wonderful reading you've done on the Reading Records.
- Children will bring home a RWI colour book and possibly also a swap book (a story for you to read the them). For the RWI book we recommend three reads.

VIPERS

help the children develop a broad range of reading skills beyond decoding

Vocabulary

(understanding what words mean)

Inference

(reaching a conclusion by using the facts)

Predict

(saying what they think will happen)

Explain

(sharing their thinking/reasoning)

Retrieve

(grabbing evidence from the text)

Sequence (ordering events)

Reading Vipers

Vocabulary


Infer

Predict

Explain

Retrieve

Sequence or Summarise



www.literacyshed.com [C] 2017

Read Write Inc.


Phonics

Phonics

- Phonics is a method for teaching the reading. It is done by learning the sounds letters, groups of letters, make.
- We follow the Read Write Inc phonic scheme
- Children are grouped according to the STAGE they are at, not the AGE that they are.
- Phonics skills help children to decode and blend (sound out and read) words as well as to segment (break down) words for spelling. We call this **Fred Talk**.
- You can help your child at home by completing the phonics practise sheets and using the practise videos to revise sounds taught at school. Both will be shared via the new Seesaw app or sent home in bookbags.

Top Ten Spelling

- These are introduced from Year 1 and are ongoing in Year 2
- They are 10 weekly words with a spelling rule that are taught at school but we ask the children to practice and learn them at home (a copy of these are in the Reading Roots books and shared on Seesaw)
- There will be a spelling test in Year 2 every Monday



The logo for White Rose Maths is a circular emblem divided horizontally. The top half is dark blue with the word 'White' in white. The bottom half is white with the words 'Rose Maths' in dark blue. The 'o' in 'Rose' contains a small rose icon. The background features a teal and dark green geometric pattern of triangles and lines.


White Rose Maths

Maths

- We follow the [White Rose Maths](#) scheme with a mastery lesson design for maths.
- Each lesson begin with [fluency](#); counting or the recall of number facts which are the foundation of securing confident mathematicians.
- There will then be a pre-load and anchor task, both are designed to build confidence in maths [vocabulary](#) and speaking and listening as well as to practise skills they will use in the lesson that day.
- The lesson then continues with [guided practise](#) before the children complete [independent tasks and challenges](#).
- Online resources: Doodlemaths (daily for both Y1 & 2)

Relationships and Health Educations

- The **Crossdale Way**, our code of conduct, emphasises the great importance of listening and respecting one another, using good manners and believing in ourselves to be the best that we can be; a good friend, a good learner, a team worker!
- We are a 'mistake making school' and believe the best learning comes from reflecting on what we have done and being brave and taking risks in our learning so that we develop to be creative, resilient learners.
- Relationships and Health education is taught through class assemblies and Jigsaw (as well as day to day as needed)!
- Behaviour management emphasises positivity through stamp cards and treat days.
- Traffic lights provide a clear structure and expectation.
- Any issues or worries that arise, however small, please contact us via the class emails so that we can reassure or resolve problems before they become to big.



At Crossdale we CARE

The Crossdale Way

Learning together and having fun



Choose to do the right thing
and be the best you can be

Always be kind and stay safe

Respect each other and
show good manners

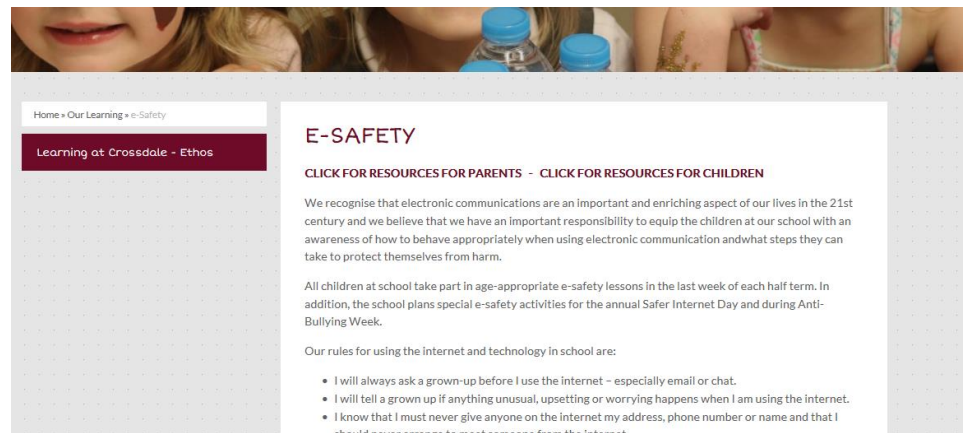
Everyone and the world
we share is special



Keys to Learning



Internet safety



How to help at home

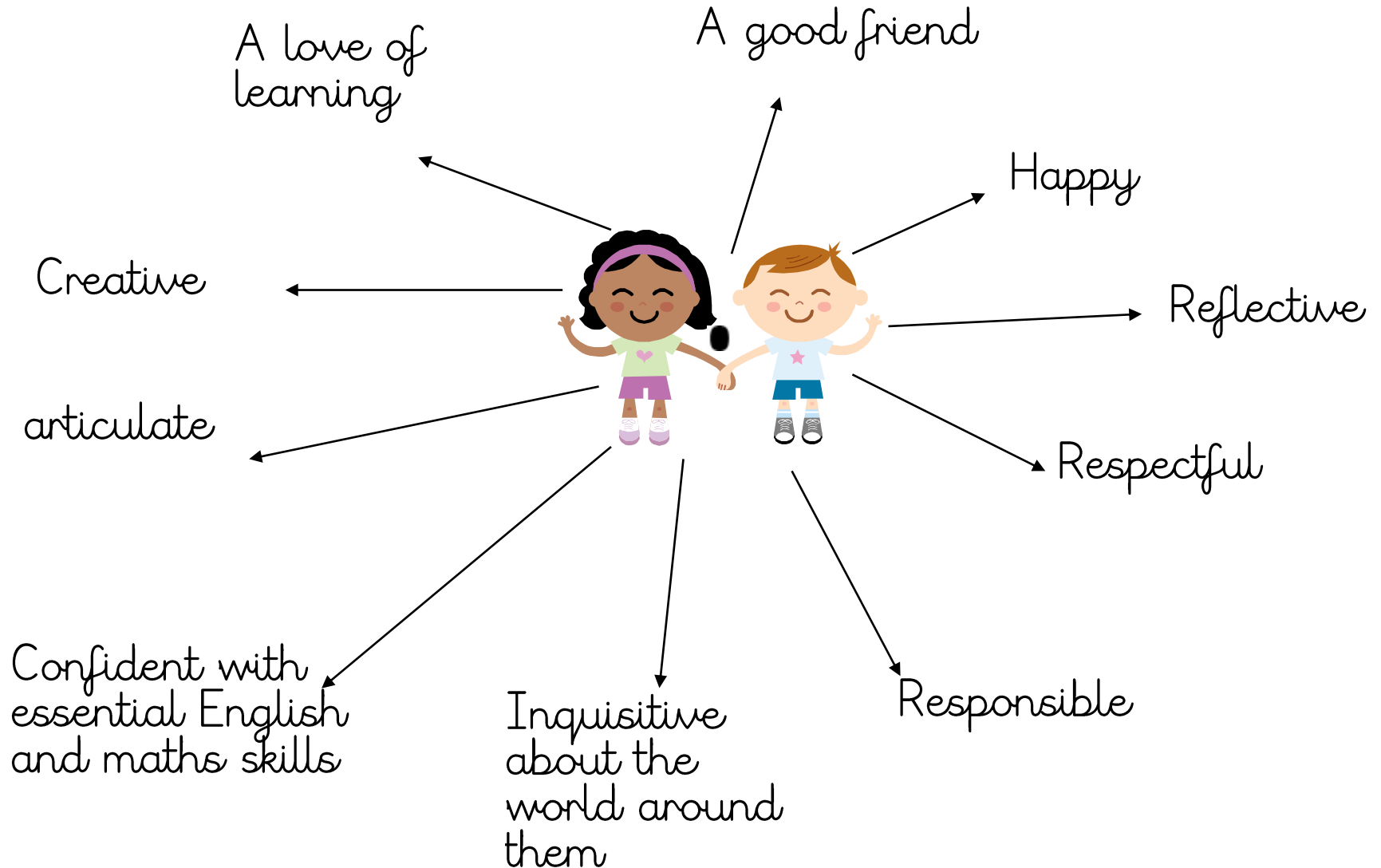
- Make sure your child has a good night's sleep and some breakfast.
- Read for ten minutes every day.
- Take time to learn phonemes and to practice letter formation. Help them to practise spellings.
- Play word and number games.
- Involve your child in real life maths, e.g. telling the time, handling money.
- Encourage and praise good manners and listening.
- Check the blog and log in to Seesaw regularly and remember to always read the Crossdale News!
- Play lots and have fun!

Housekeeping

- Fruit and plenty to drink (water only)
- Labelled clothing
- Hair tied up
- Reading bag in school every day
- Full P.E. kit in school all half term (trainers, outdoor clothing) and for Forest Schools (a water proof jacket, waterproof trousers and wellies) also to stay at school until half term.
- Playtime - may bring a tray toy (small, not precious).



The Base One Child



We Need

YOU

