

Year 2 Maths Project: A Trip to the Farm!



A group of children are going on a trip to the farm.

Can you use your maths skills to help them solve problems along the way?

Welcome to your Maths Project

In this booklet, you will find four problem solving activities. You have space to write your answer for each one, but I would encourage you to try things out on scrap paper first - you made need to try it a few times to find a solution!

I would also encourage you to use objects and drawings to help you. For example, on activity two, drawing the animals might help you to visualise the farm.

If you would like a challenge, these can be found on the last page - there is one challenge for each activity.

Adults please refer to the 'solutions' document for support.

Let's try
starting with...

I wonder what
would happen
if...



That didn't
work so let's
try...

I predict
that...

Problem One: Getting on the bus



The first group of children boarded the bus and sat with their group leader, Mr Roberts. Mr Roberts also has the first aid kit.

Using the clues, can you work out where everyone sat?

--	--

--	--

--	--


--	--

- Ben sat on the left side of the bus
- Faye sat by the window behind Ben
- Mr Roberts sat by the window
- Wendy sat behind Mr Roberts
- Tom sat next to Wendy
- Joe sat next to Ben on the left side of the bus
- Mr Roberts put the first aid kit on the seat next to him
- Sami sat next to Faye

Helpful hints: Read the clues a few times. You may want to write the names and cut them out to make moving them around easier.

Problem Two: How many animals did they see?

The first animals the children visited were the sheep and the chickens.



They saw **8 heads** and **22 legs** altogether.

How many sheep did they see? How many chickens did they see?

My Solution

Problem Three: Counting eggs

After lunch, the children had a special treat - collecting eggs from the chicken coop!



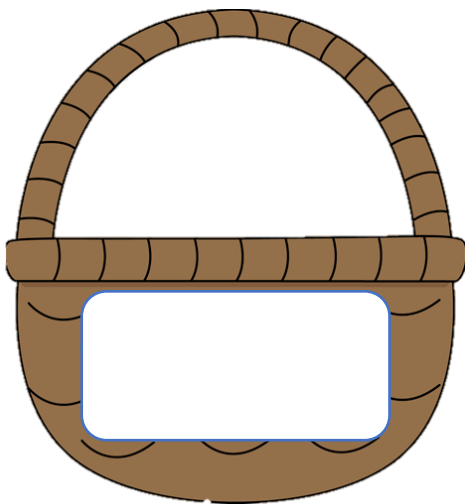
There were three baskets; a brown basket, a pink basket and a red basket.

There was a **total of 25 eggs** in the three baskets

The brown basket had **one more** egg than the red basket.

The red basket had **three fewer** eggs than the pink basket.

How many eggs were in each basket?



Problem Four: The gift shop

In the farm shop, was a gift section where the children could buy souvenirs. Sami wanted to buy a friendship bracelet but there were lots to choose from.

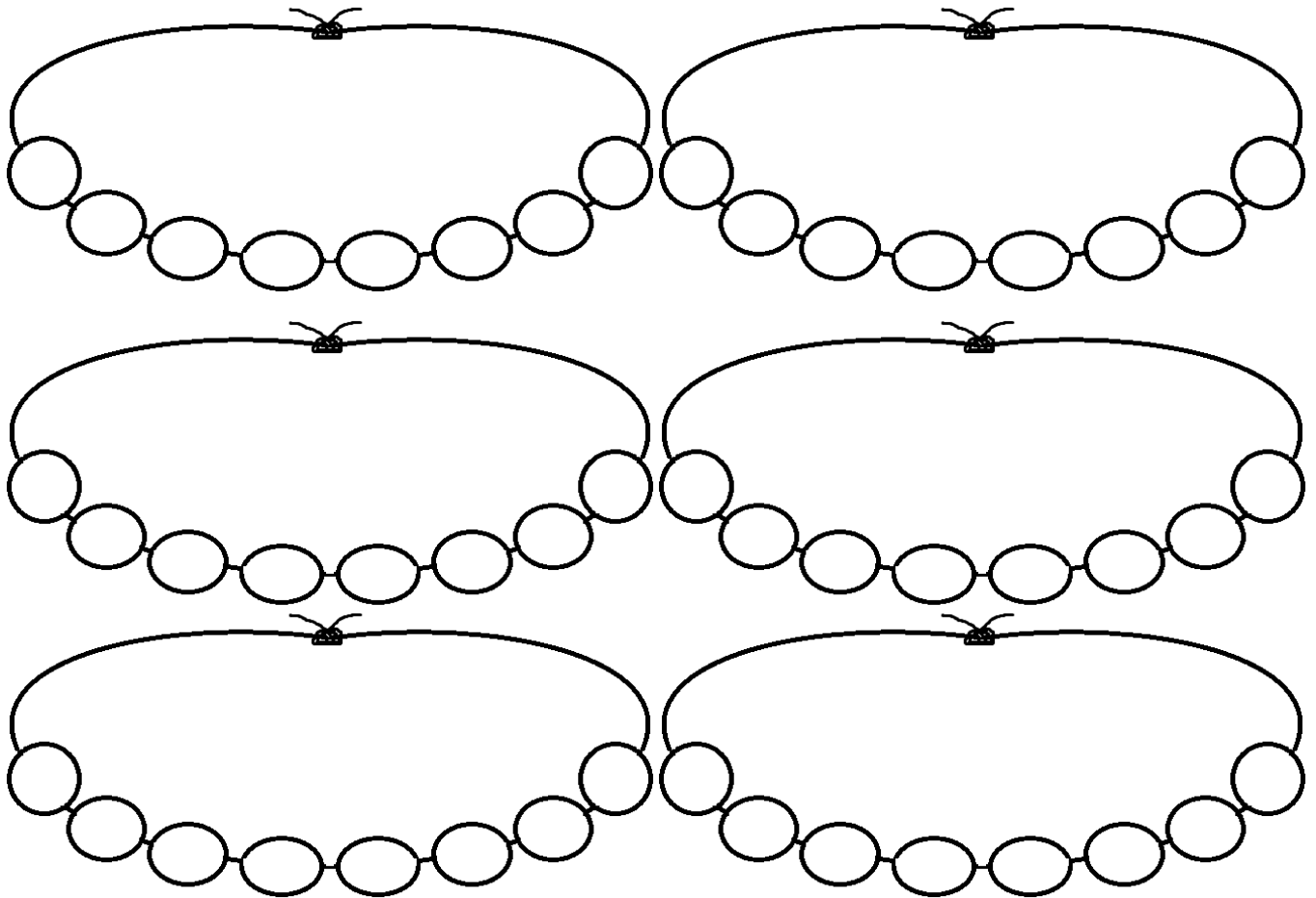
Each bracelet had **eight** beads; four of one colour and four of another. Each bracelet was **symmetrical**, like the example in the picture.

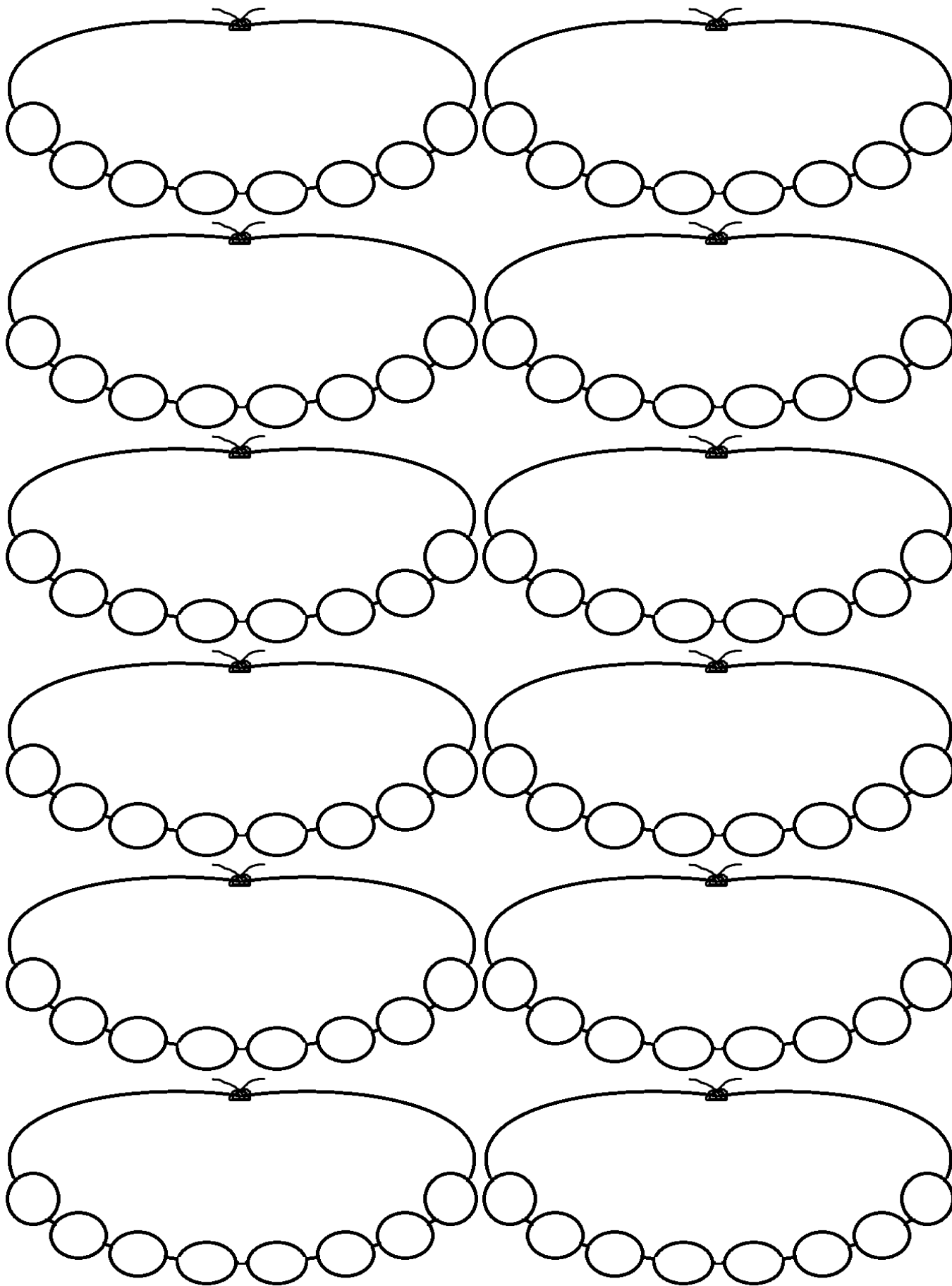


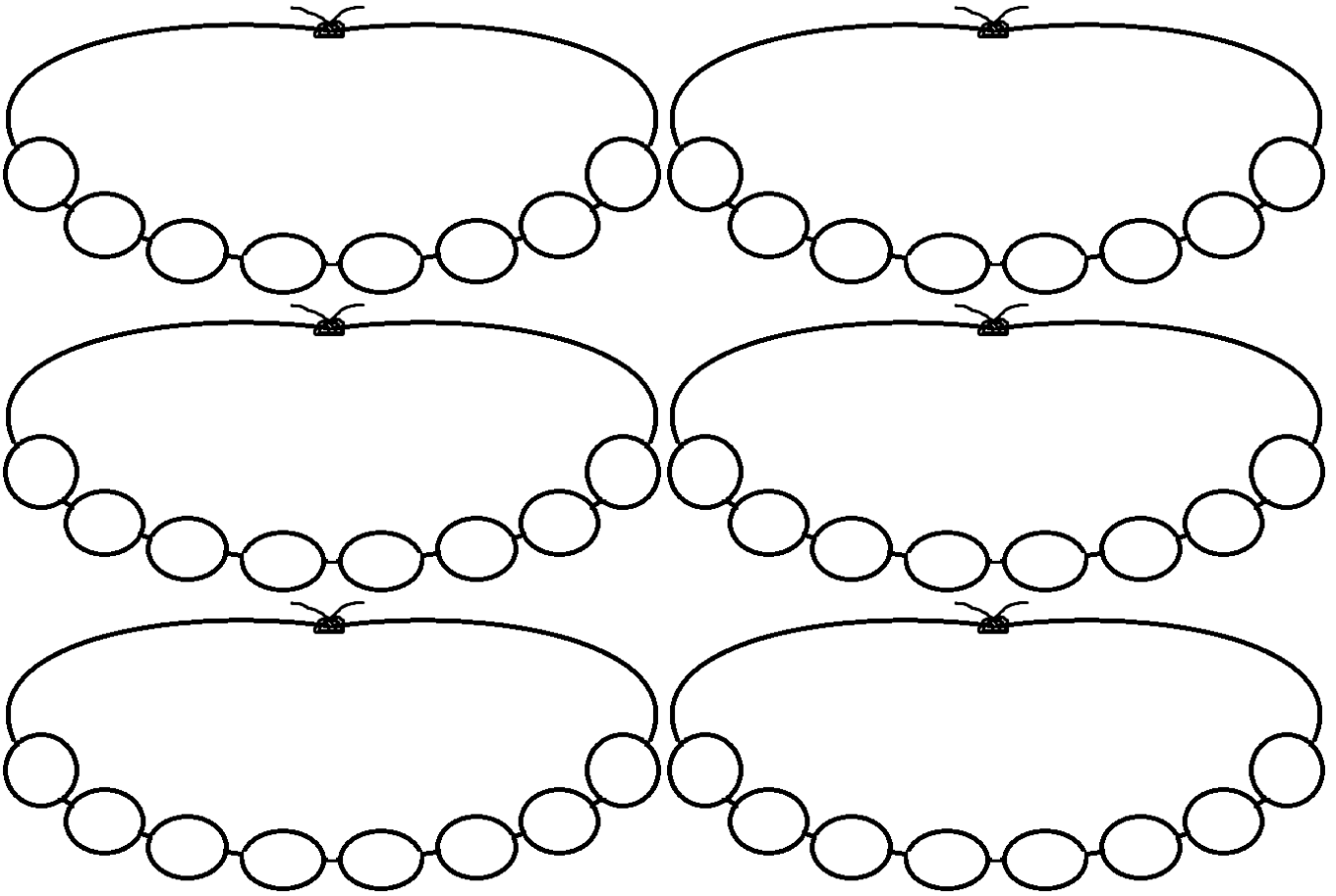
There were three colours to choose from - red, purple and blue.

How many different bracelets could there be? Try to find all the possibilities. Think about how you can make sure you haven't missed any.

You may want to colour in the blank bracelets to show your solutions.







CHALLENGES

Problem One: Getting on the bus

Can you make your own version of this problem? Decide where your children are sitting, come up with some clues and see if someone can work out the right answer. If they can't, go back and add more clues or change some and try again

Problem Two: How many animals?

Try this similar problem about Noah's Ark.
The animals can be anything you like!

Noah saw **12 legs** walk by into the ark.

How many creatures could he have seen?

How many different answers can you find?



Problem Three: Counting eggs

Write your own version of this problem using the writing frame below:

There are 3 baskets, a (colour).one, a (colour) one and a (colour) one, holding a total of (number of) eggs.

The (colour) basket has (number) more egg in it than the (colour) basket.

The (colour) basket has (number) eggs fewer than the (colour) basket.

How many eggs are in each basket?

Problem Four: The gift shop

Come up with a 'What if...?' question to investigate.

For example: What if it didn't have to be symmetrical? What if each bracelet could have three colours? What if there were six beads?